



Report No.: SZ2231010-58978E-SF

| | |
|--|---|
| <p>TEST REPORT</p> <p>IEC 62471:2006</p> <p>Photobiological safety of lamps and lamp systems</p> | |
| Report reference No | SZ2231010-58978E-SF |
| Compiled by (+ signature) | Engineer: Vic Zhang |
| Approved by (+ signature) | Team Leader: Harrison Huang |
| Date of issue | 2023-10-17 |
| Testing laboratory | Bay Area Compliance Laboratories Corp. (Dongguan) |
| Address | No.12, Pulong East 1 st Road, Tangxia Town, Dongguan, Guangdong, China |
| Testing location | Same as above |
| Applicant | Hongli Zhihui Group Co.,Ltd. Guangzhou Branch |
| Address | Room 316, Building 2, No.1, Xianke Yi Road, Huadong Town, Huadu District, Guangzhou, China |
| Standard | IEC 62471:2006 |
| Test sample(s) received..... | 2023-10-11 |
| Test in period..... | 2023-10-16 |
| Procedure deviation | N.A. |
| Non-standard test method | N.A. |
| Type of test object | LED package |
| Trademark | N.A. |
| Model/type reference | HL-LM106H384W-17B8C12(Ra2)-S |
| Manufacturer..... | Hongli Zhihui Group Co.,Ltd. Guangzhou Branch Room 316, Building 2, No.1, Xianke Yi Road, Huadong Town, Huadu District, Guangzhou, China |
| Rating | Input:34-40Vdc,0.900A |
| Copy of marking plate: | None |

| | |
|--|----------------|
| Test item particulars | |
| Tested lamp | : LED package |
| Tested lamp system | : N.A |
| Lamp classification group..... | : Risk Group 1 |
| Lamp cap | : N.A |
| Bulb..... | : N.A |
| Rated of the lamp | : See rating |
| Furthermore marking on the lamp..... | : N.A. |
| Seasoning of lamps according EN standard | : No seasoning |
| Temperature by measurement..... | : 24.1°C |
| Information for safety use..... | : N.A |

| | |
|---|---------|
| Possible test case verdicts : | |
| -test case does not apply to the test object..... | :N(.A.) |
| -test object does meet the requirement..... | :P(ass) |
| -test object does not meet the requirement..... | :F(ail) |

General remarks:


The test results presented in this report relate only to the object tested.
 This report shall not be reproduced, except in full, without the written approval of the Issuing testing laboratory.
 "(See Enclosure #)" refers to additional information appended to the report.
 "(See appended table)" refers to a table appended to the report.
 Throughout this report a point is used as the decimal separator.
 List of test equipment must be kept on file and available for review.

Remark:
 Appendix A - EUT photos

General Product Information:
 "EUT" as referred in this report is LED package.

| IEC 62471:2006 | | | |
|----------------|--|--|---------|
| Clause | Requirement – Test | Result - Remark | Verdict |
| 4 | EXPOSURE LIMITS | | P |
| | Contents of the whole Clause 4 of IEC 62471: 2006 moved into a new informative Annex ZB | | P |
| | Clause 4 replaced by the following: | | P |
| | Limits of the Artificial Optical Radiation have been applied instead of those fixed in IEC 62471: 2006 | See Table 6.1 | P |
| Annex ZB | EXPOSURE LIMITS | | P |
| 4.1 | General | | P |
| | The exposure limits in this standard is not less than 0,01 ms and not more than any 8-hour period and should be used as guides in the control of exposure | | P |
| | Detailed spectral data of a light source are generally required only if the luminance of the source exceeds 10^4 cd m^{-2} | $>10^4 \text{ cd m}^{-2}$ | P |
| 4.3 | Hazard exposure limits | | P |
| 4.3.1 | Actinic UV hazard exposure limit for the skin and eye | | P |
| | The exposure limit for effective radiant exposure is 30 J.m^{-2} within any 8-hour period | | P |
| | To protect against injury of the eye or skin from ultraviolet radiation exposure produced by a broadband source, the effective integrated spectral irradiance, E_s , of the light source shall not exceed the levels defined by: | $E_s = 1.109 \times 10^{-3} \text{ W.m}^{-2}$ | P |
| | $E_s \cdot t = \frac{400}{200} \int_{\lambda} E_{\lambda}(\lambda, t) \cdot S_{UV}(\lambda) \cdot \Delta t \cdot \Delta \lambda \leq 30 \text{ Jm}^{-2}$ | | P |
| | The permissible time for exposure to ultraviolet radiation incident upon the unprotected eye or skin shall be computed by: | | P |
| | $t_{\max} = 30/E_s$ | $t_{\max} = 30 / (1.109 \times 10^{-3}) = 2.705 \times 10^4 \text{ s}$ | P |
| 4.3.2 | Near-UV hazard exposure limit for eye | | P |
| | For the spectral region 315 nm to 400 nm (UV-A) the total radiant exposure to the eye shall not exceed 10000 J.m^{-2} for exposure times less than 1000s. For exposure times greater than 1000 s (approximately 16 minutes) the UV-A irradiance for the unprotected eye, E_{UVA} , shall not exceed 10 W.m^{-2} | See Table 6.1 | P |
| | The permissible time for exposure to ultraviolet radiation incident upon the unprotected eye for time less than 1000 s, shall be computed by: | | N |
| | $t_{\max} \quad \text{UVA} \quad \text{S}$ | | N |

| IEC 62471:2006 | | | |
|----------------|--|-----------------|---------|
| Clause | Requirement – Test | Result - Remark | Verdict |
| 4.3.3 | Retinal blue light hazard exposure limit | | P |
| | To protect against retinal photochemical injury from chronic blue-light exposure, the integrated spectral radiance of the light source weighted against the blue-light hazard function, $B(\lambda)$, i.e., the blue-light weighted radiance, LB , shall not exceed the level defined by: | | P |
| | $LB \cdot t = \int_{300 \text{ nm}}^{700 \text{ nm}} L(\lambda, t) \cdot B(\lambda) \cdot \Delta\lambda \leq 10^6 \text{ J m}^{-2} \text{ sr}^{-1}$ | | N |
| | $LB = \int_{300 \text{ nm}}^{700 \text{ nm}} L \cdot B(\lambda) \cdot \Delta\lambda$ | | |

| IEC 62471:2006 | | | |
|----------------|---|---|---------|
| Clause | Requirement – Test | Result - Remark | Verdict |
| | $L_{IR} = \sum_{780}^{1400} L_{\lambda} \cdot R(\lambda) \cdot \Delta\lambda \leq \frac{6000}{\alpha} \quad \text{W}\cdot\text{m}^{-2}\cdot\text{sr}^{-1}$ | See Table 6.1 | P |
| 4.3.7 | Infrared radiation hazard exposure limits for the eye | | P |
| | The avoid thermal injury of the cornea and possible delayed effects upon the lens of the eye (cataractogenesis),ocular exposure to infrared radiation, EIR,over the wavelength range 780 nm to 3000 nm, for times less than 1000 s, shall not exceed: | | N |
| | $E_{IR} = \sum_{780}^{3000} E_{\lambda} \cdot \Delta\lambda \leq 18000 \cdot t^{-0,75} \quad \text{W}\cdot\text{m}^{-2}$ | | N |
| | For times greater than 1000 s the limit becomes: | | P |
| | | See Table 6.1 | P |
| 4.3.8 | Thermal hazard exposure limit for the skin | | P |
| | Visible and infrared radiant exposure (380 nm to 3000 nm) of the skin shall be limited to: | | P |
| |  | $E_H \cdot t = 7.345 \times 10^1 \times 10 = 7.345 \times 10^2 \text{ J}\cdot\text{m}^{-2}$ | P |
| 5 | MEASUREMENT OF LAMPS AND LAMP SYSTEMS | | P |
| 5.1 | | | |

| IEC 62471:2006 | | | |
|----------------|--|-----------------|---------|
| Clause | Requirement – Test | Result - Remark | Verdict |
| | Careful checks should be made to ensure that extraneous sources of radiation and reflections do not add significantly to the measurement results. | | P |
| 5.1.4 | Lamp operation | | P |
| | Operation of the test lamp shall be provided in accordance with: | | P |
| | the appropriate EN lamp standard, or | | N |
| | | | P |
| 5.1.5 | Lamp system operation | | N |
| | The power source for operation of the test lamp shall be provided in accordance with: | | N |
| | the appropriate EN standard, or | | N |
| | | | N |
| 5.2 | Measurement procedure | | P |
| 5.2.1 | Irradiance measurements | | P |
| | Minimum aperture diameter 7mm. | | P |
| | Maximum aperture diameter 50 mm. | | P |
| | The measurement shall be made in that position of the beam giving the maximum reading. | | P |
| | The measurement instrument is adequate calibrated. | | P |
| 5.2.2 | Radiance measurements | | P |
| 5.2.2.1 | Standard method | | P |
| | The measurements made with an optical system. | | P |
| | The instrument shall be calibrated to read in absolute radiant power per unit receiving area and per unit solid angle to acceptance averaged over the field of view of the instrument. | | P |
| 5.2.2.2 | Alternative method | | N |
| | Alternatively to an imaging radiance set-up, an irradiance measurement set-up with a circular field stop placed at the source can be used to perform radiance measurements. | | N |
| 5.2.3 | Measurement of source size | | P |
| | source, requires the determination of the 50% emission points of the source. | 0.0540 | P |
| 5.2.4 | Pulse width measurement for pulsed sources | | N |
| | The determination of Δt , the nominal pulse duration of a source, requires the determination of the time during which the emission is > 50% of its peak value. | | N |
| 5.3 | Analysis methods | | P |
| 5.3.1 | Weighting curve interpolations | | N |

| IEC 62471:2006 | | | |
|----------------|---|-----------------|---------|
| Clause | Requirement – Test | Result - Remark | Verdict |
| | To standardize interpolated values, use linear interpolation on the log of given values to obtain intermediate points at the wavelength intervals desired. | | N |
| 5.3.2 | Calculations | | P |
| | The calculation of source hazard values shall be performed by weighting the spectral scan by the appropriate function and calculating the total weighted energy. | | P |
| 5.3.3 | Measurement uncertainty | | P |
| | The quality of all measurement results must be quantified by an analysis of the uncertainty. | | P |
| 6 | LAMP CLASSIFICATION | | P |
| | For the purposes of this standard it was decided that the values shall be reported as follows: | | P |
| | for lamps intended for general lighting service, the hazard values shall be reported as either irradiance or radiance values at a distance which produces an illuminance of 500 lux, but not at a distance less than 200 mm | | N |
| | for all other light sources, including pulsed lamp sources, the hazard values shall be reported at a distance of 200 mm | | P |
| 6.1 | Continuous wave lamps | | P |
| 6.1.1 | Exempt Group | | N |
| | In the except group are lamps, which does not pose any photobiological hazard. The requirement is met by any lamp that does not pose: | | N |
| | an actinic ultraviolet hazard (ES) within 8-hours exposure (30000 s), nor | | N |
| | a near-UV hazard (EUVA) within 1000 s, (about 16 min), nor | | N |
| | a retinal blue-light hazard (LB) within 10000 s (about 2,8 h), nor | | N |
| | a retinal thermal hazard (LR) within 10 s, nor | | N |
| | an infrared radiation hazard for the eye (EIR) within 1000 s | | N |
| 6.1.2 | Risk Group 1 (Low-Risk) | | P |
| | In this group are lamps, which exceeds the limits for the except group but that does not pose: | | P |
| | an actinic ultraviolet hazard (ES) within 10000 s, nor | | P |
| | a near ultraviolet hazard (EUVA) within 300 s, nor | | P |
| | a retinal blue-light hazard (LB) within 100 s, nor | | P |
| | a retinal thermal hazard (LR) within 10 s, nor | | P |
| | an infrared radiation hazard for the eye (EIR) within 100 s | | P |

| IEC 62471:2006 | | | |
|----------------|--------------------|-----------------|---------|
| Clause | Requirement – Test | Result - Remark | Verdict |

| IEC 62471:2006 | | | |
|----------------|--------------------|-----------------|---------|
| Clause | Requirement – Test | Result - Remark | Verdict |

| Table 4.1 | | Spectral weighting function for assessing ultraviolet hazards for skin and eye | | - |
|---|---|--|---|---|
| Wavelength ¹ λ , nm | UV hazard function $S_{UV}(\lambda)$ | Wavelength λ , nm | UV hazard function $S_{UV}(\lambda)$ | |
| 200 | 0,030 | 313* | 0,006 | |
| 205 | 0,051 | 315 | 0,003 | |
| 210 | 0,075 | 316 | 0,0024 | |
| 215 | 0,095 | 317 | 0,0020 | |
| 220 | 0,120 | 318 | 0,0016 | |
| 225 | 0,150 | 319 | 0,0012 | |
| 230 | 0,190 | 320 | 0,0010 | |
| 235 | 0,240 | 322 | 0,00067 | |
| 240 | 0,300 | 323 | 0,00054 | |
| 245 | 0,360 | 325 | 0,00050 | |
| 250 | 0,430 | 328 | 0,00044 | |
| 254* | 0,500 | 330 | 0,00041 | |
| 255 | 0,520 | 333* | 0,00037 | |
| 260 | 0,650 | 335 | 0,00034 | |
| 265 | 0,810 | 340 | 0,00028 | |
| 270 | 1,000 | 345 | 0,00024 | |
| 275 | 0,960 | 350 | 0,00020 | |
| 280* | 0,880 | 355 | 0,00016 | |
| 285 | 0,770 | 360 | 0,00013 | |
| 290 | 0,640 | 365* | 0,00011 | |
| 295 | 0,540 | 370 | 0,000093 | |
| 297* | 0,460 | 375 | 0,000077 | |
| 300 | 0,300 | 380 | 0,000064 | |
| 303* | 0,120 | 385 | 0,000053 | |
| 305 | 0,060 | 390 | 0,000044 | |
| 308 | 0,026 | 395 | 0,000036 | |
| 310 | 0,015 | 400 | 0,000030 | |

¹ Wavelengths chosen are representative: other values should be obtained by logarithmic interpolation at intermediate wavelengths.
* Emission lines of a mercury discharge spectrum.

| Clause | Requirement – Test |
|--------|--------------------|
|--------|--------------------|

| IEC 62471:2006 | | | |
|----------------|--------------------|-----------------|---------|
| Clause | Requirement – Test | Result - Remark | Verdict |

| Table 5.4 | Summary of the ELs for the surface of the skin or cornea (irradiance based values) | | | | - |
|-------------------------|--|---------------------|-----------------------------|----------------------------|---|
| Hazard Name | Relevant equation | Wavelength Range nm | Explosure aperture rad(deg) | Limiting aperture rad(deg) | EL in items of constant irradiance $W.m^{-2}$ |
| Actinic UV skin & eye | E_S | 200 400 | < 30000 | 1,4 (80) | 30/t |
| Eye UV-A | E_{UVA} | 315 400 | >1000 | 1,4 (80) | 10000/t 10 |
| Blue-light small source | E_B | 300 700 | >100 | < 0,011 | 100/t 1,0 |
| Eye IR | E_{IR} | 780 3000 | >1000 | 1,4 (80) | 18000/t ^{0,75} 100 |
| Skin thermal | E_H | 380 3000 | < 10 | | 20000/t ^{0,75} |

| Table 5.5 | Summary of the ELs for the retina (radiance based values) | | | | - |
|--|---|---------------------|--------------------------------|-----------------------|---|
| Hazard Name | Relevant equation | Wavelength Range nm | Explosure duration Sec | Field of view radians | EL in terms of constant radiance $W.m^{-2}.sr^{-1}$ |
| Blue light | L_B | 300 700 | 0,25 10 10-100 100-10000 | 0,011 0,1 | 10 ⁶ /t 10 ⁶ /t 10 ⁶ /t 100 |
| Retinal thermal | L_R | 380 1400 | < 0,25 0,25 10 | 0,0017 | 0,25) 0,25) |
| Retinal thermal (weak visual stimulus) | L_{IR} | 780 1400 | > 10 | 0,011 | |

IEC 62471:2006

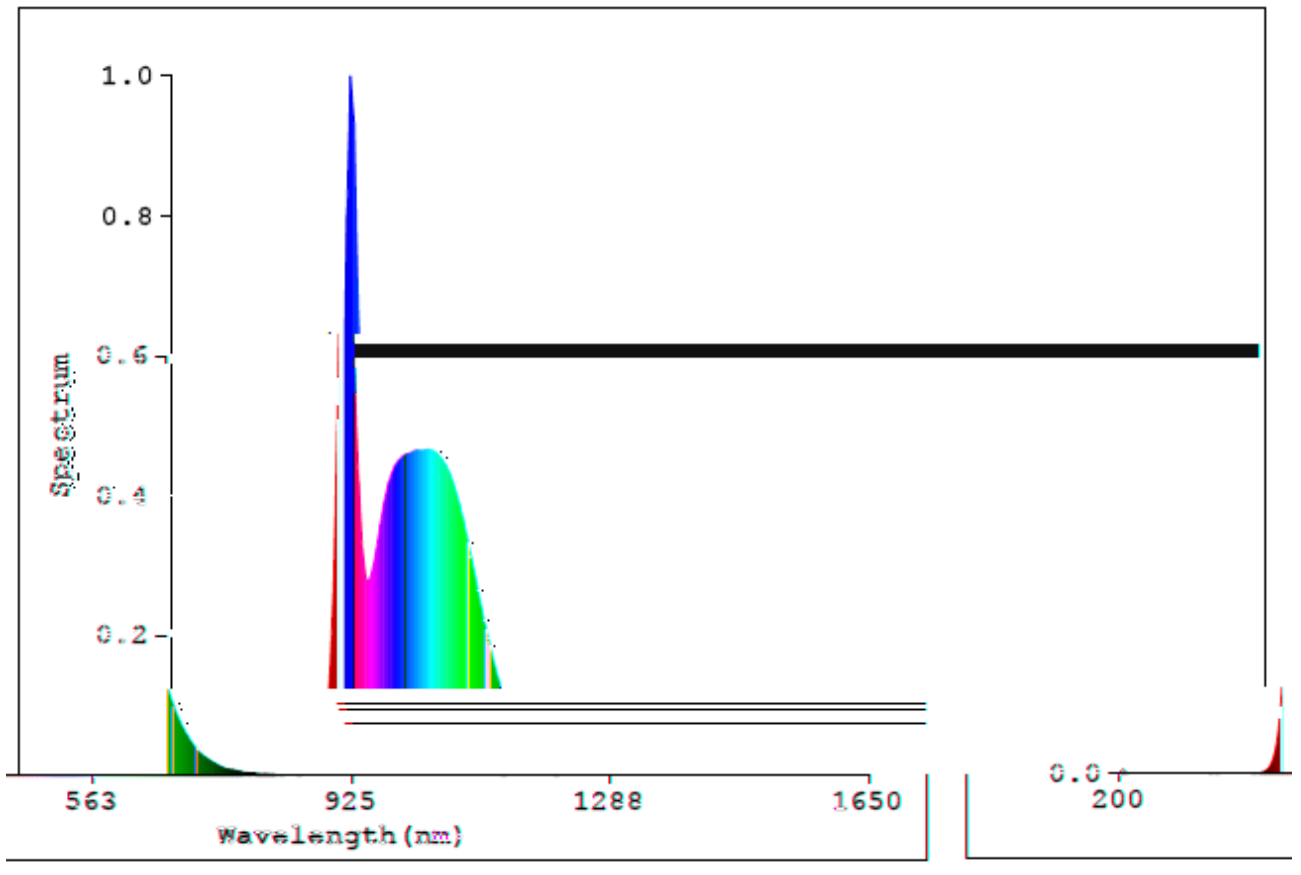
Clause

Requirement – Test

Result - Remark


Verdict

Figure of Spectral distribution



Appendix A - EUT Photos

The overall view of EUT





Directions

- 1.The information marked # is provided by the applicant, the laboratory is not responsible for its authenticity and this information can affect the validity of the result in the test report.
- 2.Unless otherwise stated the results shown in this test report refer only to the sample(s) tested.
- 3.Otherwise required by the applicant or Product Regulations, Decision Rule in this report did not consider the uncertainty.
- 4.The extended uncertainty given in this report is obtained by combining the standard uncertainty times the coverage factor K with the 95% confidence interval.
- 5.This report cannot be reproduced except in full, without prior written approval of the Company.
- 6.This report is valid only with a valid digital signature. The digital signature may be available only under the Adobe software above version 7.0.
- 7.For the difference between the tested model and the multiple models, the applicant had provided a statement and promised to be responsible for its authenticity. The laboratory has confirmed the difference of relevant samples before testing.

End of report