




Report No.: SZ2231010-58977E-SF

TEST REPORT
IEC 62471:2006
Photobiological safety of lamps and lamp systems

Report reference No: SZ2231010-58977E-SF

	2023-10-17
Testing laboratory	Bay Area Compliance Laboratories Corp. (Dongguan)
Address	No.12, Pulong East 1 st Road, Tangxia Town, Dongguan, Guangdong, China
Testing location	Same as above
Applicant	Hongli Zhihui Group Co.,Ltd. Guangzhou Branch
Address	Room 316, Building 2, No.1, Xianke Yi Road, Huadong Town, Huadu District, Guangzhou, China
Standard	IEC 62471:2006
Test sample(s) received.....	2023-10-11
Test in period.....	2023-10-16
Procedure deviation	N.A.
Non-standard test method	N.A.
Type of test object	LED package
Trademark	NA
Model/type reference	HL-LM106H384W-13B6C12 (Ra2)-S
Manufacturer.....	Hongli Zhihui Group Co.,Ltd. Guangzhou Branch Room 316, Building 2, No.1, Xianke Yi Road, Huadong Town, Huadu District, Guangzhou, China
Rating	Input:34-40Vdc, 0.550A
Copy of marking plate:	None

Report No.: SZ2231010-58977E-SF

IEC 62471:2006			
Clause	Requirement – Test	Result - Remark	Verdict
4.3.3	Retinal blue light hazard exposure limit		P
	To protect against retinal photochemical injury from chronic blue-light exposure, the integrated spectral radiance of the light source weighted against the blue-light hazard function, $B(\lambda)$, i.e., the blue-light weighted radiance, LB , shall not exceed the levels defined by:		P
	$LB \cdot t = \int_{300}^{700} L(\lambda, t) \cdot B(\lambda) \cdot \Delta\lambda \leq 10^6 \text{ J} \cdot \text{m}^{-2} \cdot \text{sr}^{-1}$		N
	$LB = \int_{300}^{700} L \cdot B(\lambda) \cdot \Delta\lambda \leq 100 \text{ W} \cdot \text{m}^{-2} \cdot \text{sr}^{-1}$	See Table 6.1	P
4.3.4	Retinal blue light hazard exposure limit - small source	0.0545	N
	Thus the spectral irradiance at the eye E_λ , weighted against the blue-light hazard function $B(\lambda)$ shall not exceed the levels defined by: see table 4.2		N
	$EB \cdot t = \int_{300}^{700} E(\lambda, t) \cdot B(\lambda) \cdot \Delta\lambda \leq 100 \text{ J} \cdot \text{m}^{-2}$		N
	$EB = \int_{300}^{700} E \cdot B(\lambda) \cdot \Delta\lambda \leq 1 \text{ W} \cdot \text{m}^{-2}$		N
4.3.5	Retinal thermal hazard exposure limit		P
	To protect against retinal thermal injury, the integrated spectral radiance of the light source, L_λ , weighted by the burn hazard weighting function $R(\lambda)$ (from Figure 4.2 and Table 4.2), i.e., the burn hazard weighted radiance, shall not exceed the levels defined by:		P
		See Table 6.1	P
4.3.6	Retinal thermal hazard exposure limit weak visual stimulus		P
	For an infrared heat lamp or any near-infrared source where a weak visual stimulus is inadequate to activate the aversion response, the near infrared (780 nm to 1400 nm) radiance, LIR, as viewed by the eye for exposure times greater than 10 s shall be limited to:		P

IEC 62471:2006			
Clause	Requirement – Test	Result - Remark	Verdict
	$L_{IR} = \sum_{780}^{1400} L_{\lambda} \cdot R(\lambda) \cdot \Delta\lambda \leq \frac{6000}{\alpha} \quad \text{W}\cdot\text{m}^{-2}\cdot\text{sr}^{-1}$	See Table 6.1	P
4.3.7	Infrared radiation hazard exposure limits for the eye		P
	The avoid thermal injury of the cornea and possible delayed effects upon the lens of the eye (cataractogenesis),ocular exposure to infrared radiation, EIR,over the wavelength range 780 nm to 3000 nm, for times less than 1000 s, shall not exceed:		N
	$E_{IR} = \sum_{780}^{3000} E_{\lambda} \cdot \Delta\lambda \leq 18000 \cdot t^{-0,75} \quad \text{W}\cdot\text{m}^{-2}$		N
	For times greater than 1000 s the limit becomes:		P
4.3.8	$E_{IR} = \sum_{780}^{3000} E_{\lambda} \cdot \Delta\lambda \leq 100 \quad \text{W}\cdot\text{m}^{-2}$	See Table 6.1	P

IEC 62471:2006			
Clause	Requirement – Test	Result - Remark	Verdict
	Careful checks should be made to ensure that extraneous sources of radiation and reflections do not add significantly to the measurement results.		P
5.1.4	Lamp operation		P
	Operation of the test lamp shall be provided in accordance with:		P
	the appropriate EN lamp standard, or		N
			P
5.1.5	Lamp system operation		N
	The power source for operation of the test lamp shall be provided in accordance with:		N
	the appropriate EN standard, or		N
			N
5.2	Measurement procedure		P
5.2.1	Irradiance measurements		P
	Minimum aperture diameter 7mm.		P
	Maximum aperture diameter 50 mm.		P
	The measurement shall be made in that position of the beam giving the maximum reading.		P
	The measurement instrument is adequate calibrated.		P
5.2.2	Radiance measurements		P

IEC 62471:2006			
Clause	Requirement – Test	Result - Remark	Verdict
	To standardize interpolated values, use linear interpolation on the log of given values to obtain intermediate points at the wavelength intervals desired.		N
5.3.2	Calculations		P
	The calculation of source hazard values shall be performed by weighting the spectral scan by the appropriate function and calculating the total weighted energy.		P
5.3.3	Measurement uncertainty		P
	The quality of all measurement results must be quantified by an analysis of the uncertainty.		P
6	LAMP CLASSIFICATION		P
	For the purposes of this standard it was decided that the values shall be reported as follows:		P
	for lamps intended for general lighting service, the hazard values shall be reported as either irradiance or radiance values at a distance which produces an illuminance of 500 lux, but not at a distance less than 200 mm		N
	for all other light sources, including pulsed lamp sources, the hazard values shall be reported at a distance of 200 mm		P
6.1	Continuous wave lamps		P
6.1.1	Exempt Group		N
	In the except group are lamps, which does not pose any photobiological hazard. The requirement is met by any lamp that does not pose:		N
	an actinic ultraviolet hazard (ES) within 8-hours exposure (30000 s), nor		N
	a near-UV hazard (EUVA) within 1000 s, (about 16 min), nor		N
	a retinal blue-light hazard (LB) within 10000 s (about 2,8 h), nor		N
	a retinal thermal hazard (LR) within 10 s, nor		N
	an infrared radiation hazard for the eye (EIR) within 1000 s		N
6.1.2	Risk Group 1 (Low-Risk)		P
	In this group are lamps, which exceeds the limits for the except group but that does not pose:		P
	an actinic ultraviolet hazard (ES) within 10000 s, nor		P
	a near ultraviolet hazard (EUVA) within 300 s, nor		P
	a retinal blue-light hazard (LB) within 100 s, nor		P
	a retinal thermal hazard (LR) within 10 s, nor		P
	an infrared radiation hazard for the eye (EIR) within 100 s		P

IEC 62471:2006			
Clause	Requirement – Test	Result - Remark	Verdict
	Lamps that emit infrared radiation without a strong visual stimulus and do not pose a near-infrared retinal hazard (LIR), within 100 s are in Risk Group 1.		P
6.1.3	Risk Group 2 (Moderate-Risk)		N
	This requirement is met by any lamp that exceeds the limits for Risk Group 1, but that does not pose:		N
	an actinic ultraviolet hazard (ES) within 1000 s exposure, nor		N
	a near ultraviolet hazard (EUVA) within 100 s, nor		N
	a retinal blue-light hazard (LB) within 0,25 s (aversion response), nor		N
	a retinal thermal hazard (LR) within 0,25 s (aversion response), nor		N
	an infrared radiation hazard for the eye (EIR) within 10 s		N
	Lamps that emit infrared radiation without a strong visual stimulus and do not pose a near-infrared retinal hazard (LIR), within 10 s are in Risk Group 2.		N
6.1.4	Risk Group 3 (High-Risk)		N
	Lamps which exceed the limits for Risk Group 2 are in Group 3.		N
6.2	Pulsed lamps		N
	Pulse lamp criteria shall apply to a single pulse and to any group of pulses within 0,25 s.		N
	A pulsed lamp shall be evaluated at the highest nominal energy loading as specified by the manufacturer.		N
	The risk group determination of the lamp being tested shall be made as follows:		N
	a lamp that exceeds the exposure limit shall be classified as belonging to Risk Group 3 (High-Risk)		N
	for single pulsed lamps, a lamp whose weighted radiant exposure or weighted radiance does is below the EL shall be classified as belonging to the Exempt Group		N
	for repetitively pulsed lamps, a lamp whose weighted radiant exposure or weighted radiance dose is below the EL, shall be evaluated using the continuous wave risk criteria discussed in clause 6.1, using time averaged values of the pulsed emission		N

IEC 62471:2006			
Clause	Requirement – Test	Result - Remark	Verdict

Table 4.1		Spectral weighting function for assessing ultraviolet hazards for skin and eye		-
Wavelength ¹ λ , nm	UV hazard function $S_{UV}(\lambda)$	Wavelength λ , nm	UV hazard function $S_{UV}(\lambda)$	
200	0,030	313*	0,006	
205	0,051	315	0,003	
210	0,075	316	0,0024	
215	0,095	317	0,0020	
220	0,120	318	0,0016	
225	0,150	319	0,0012	
230	0,190	320	0,0010	
235	0,240	322	0,00067	
240	0,300	323	0,00054	
245	0,360	325	0,00050	
250	0,430	328	0,00044	
254*	0,500	330	0,00041	
255	0,520	333*	0,00037	
260	0,650	335	0,00034	
265	0,810	340	0,00028	
270	1,000	345	0,00024	
275	0,960	350	0,00020	
280*	0,880	355	0,00016	
285	0,770	360	0,00013	
290	0,640	365*	0,00011	
295	0,540	370	0,000093	
297*	0,460	375	0,000077	
300	0,300	380	0,000064	
303*	0,120	385	0,000053	
305	0,060	390	0,000044	
308	0,026	395	0,000036	
310	0,015	400	0,000030	

¹ Wavelengths chosen are representative: other values should be obtained by logarithmic interpolation at intermediate wavelengths.
* Emission lines of a mercury discharge spectrum.

IEC 62471:2006			
Clause	Requirement – Test	Result - Remark	Verdict

Table 4.2	Spectral weighting functions for assessing retinal hazards from broadband opticalsources		-
	Wavelength nm	Blue-light hazard function B()	Burn hazard function R()
	300	0,01	-
	305	0,01	-
	310	0,01	-
	315	0,01	-
	320	0,01	-

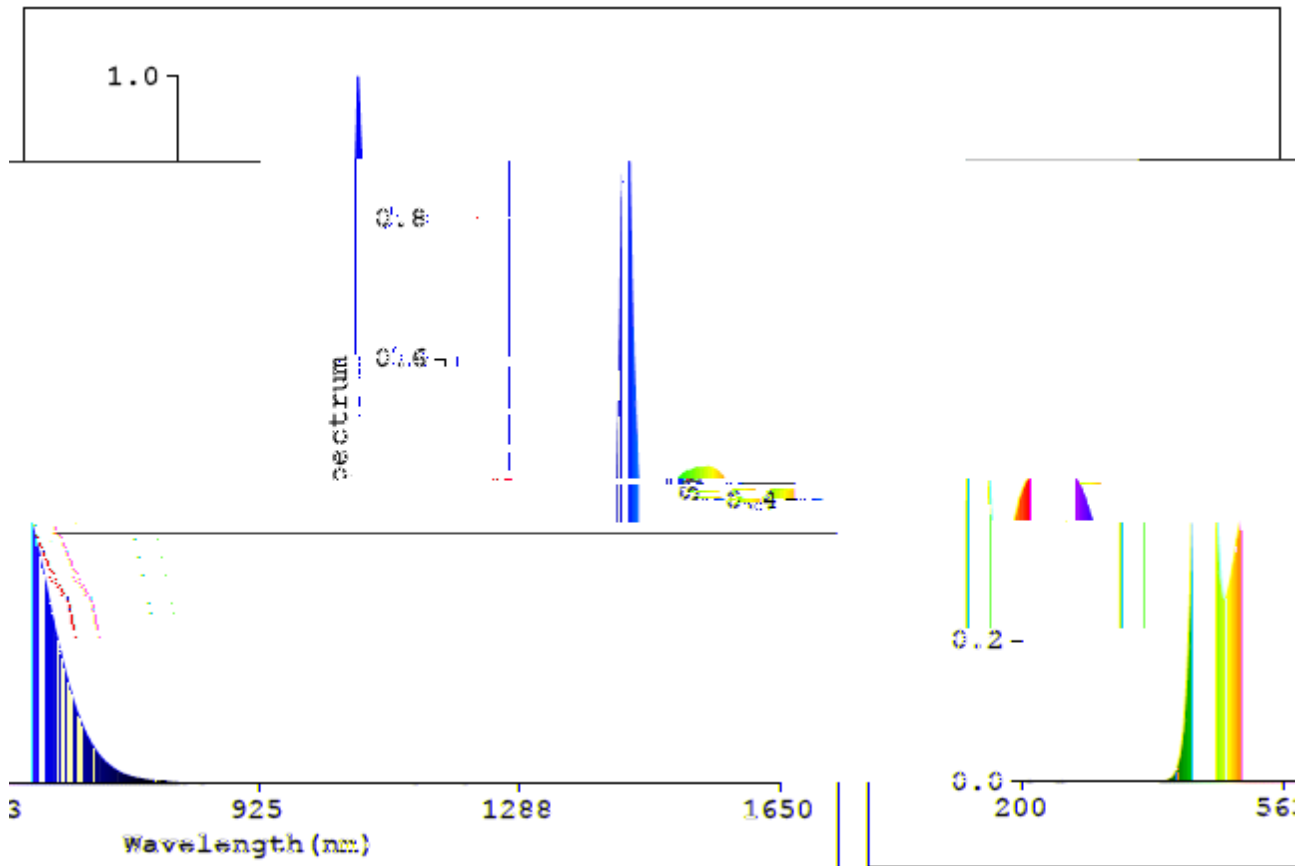
IEC 62471:2006			
Clause	Requirement – Test	Result - Remark	Verdict

Table 5.4 Summary of the ELs for the surface of the skin or cornea (irradiance based values)					-
Hazard Name	Relevant equation	Wavelength Range nm	Exposure aperture rad(deg)	Limiting aperture rad(deg)	EL in items of constant irradiance $W.m^{-2}$
Actinic UV skin & eye	E_S	200 400	< 30000	1,4 (80)	30/t
Eye UV-A	E_{UVA}	315 400	>1000	1,4 (80)	10000/t 10
Blue-light small source	E_B	300 700	>100	< 0,011	100/t 1,0
Eye IR	E_{IR}	780 3000	>1000	1,4 (80)	18000/t ^{0,75} 100
Skin thermal	E_H	380 3000	< 10		20000/t ^{0,75}

Table 5.5 Summary of the ELs for the retina (radiance based values)					-
Hazard Name	Relevant equation	Wavelength Range nm	Exposure duration Sec	Field of view radians	EL in terms of constant radiance $W.m^{-2}.sr^{-1}$
Blue light	L_B	300 700	0,25 10 10-100 100-10000	0,011 0,1	$10^6/t$ $10^6/t$ $10^6/t$ 100
Retinal thermal	L_R	380 1400	< 0,25 0,25 10	0,0017	$0,25$) $0,25$)
Retinal thermal (weak visual stimulus)	L_{IR}	780 1400	> 10	0,011	


Report No.: SZ2231010-58977E-SF

Figure of Spectral distribution



Appendix A - EUT Photos

The overall view of EUT





Directions

- 1.The information marked # is provided by the applicant, the laboratory is not responsible for its authenticity and this information can affect the validity of the result in the test report.
- 2.Unless otherwise stated the results shown in this test report refer only to the sample(s) tested.
- 3.Otherwise required by the applicant or Product Regulations, Decision Rule in this report did not consider the uncertainty.
- 4.The extended uncertainty given in this report is obtained by combining the standard uncertainty times the coverage factor K with the 95% confidence interval.
- 5.This report cannot be reproduced except in full, without prior written approval of the Company.
- 6.This report is valid only with a valid digital signature. The digital signature may be available only under the Adobe software above version 7.0.
- 7.For the difference between the tested model and the multiple models, the applicant had provided a statement and promised to be responsible for its authenticity. The laboratory has confirmed the difference of relevant samples before testing.

*****End of report*****