


FINAL



	To protect against retinal photochemical injury from chronic blue-light exposure, the integrated spectral radiance of the light source weighted against the blue-light hazard function, $B(\lambda)$, i.e., the blue-light weighted radiance, L_B , shall not exceed the levels defined by:		P
	$L_B \cdot t = \int_{300}^{700} L_\lambda(\lambda, t) \cdot B(\lambda) \cdot t \cdot d\lambda \leq 10^6 \text{ J} \cdot \text{m}^{-2} \cdot \text{sr}^{-1}$		N
	$L_B = \int_{300}^{700} L_\lambda \cdot B(\lambda) \cdot d\lambda \leq 100 \text{ W} \cdot \text{m}^{-2} \cdot \text{sr}^{-1}$	$L_B = 74 \text{ W} \cdot \text{m}^{-2} \cdot \text{sr}^{-1}$	P
4.3.4	Retinal blue light hazard exposure limit - small source	= 0.0100 rad	P
	Thus the spectral irradiance at the eye E_λ , weighted against the blue-light hazard function $B(\lambda)$ shall not exceed the levels defined by: see table 4.2		P
	$E_B \cdot t = \int_{300}^{700} E_\lambda(\lambda, t) \cdot B(\lambda) \cdot t \cdot d\lambda \leq 100 \text{ J} \cdot \text{m}^{-2}$		N
	$E_B = \int_{300}^{700} E_\lambda \cdot B(\lambda) \cdot d\lambda \leq 1 \text{ W} \cdot \text{m}^{-2}$	$E_B = 0.29 \text{ W} \cdot \text{m}^{-2}$	P
4.3.5	Retinal thermal hazard exposure limit		P
	To protect against retinal thermal injury, the integrated spectral radiance of the light source, L_λ , weighted by the burn hazard weighting function $R(\lambda)$ (from Figure 4.2 and Table 4.2), i.e., the burn hazard weighted radiance, shall not exceed the levels defined by:		P
	$L_R = \int_{380}^{1400} L_\lambda \cdot R(\lambda) \cdot \Delta\lambda \leq \frac{50000}{\alpha - 1} \text{ W} \cdot \text{m}^{-2} \cdot \text{sr}^{-1}$	$L_R = 5.8 \times 10^4 \text{ W} \cdot \text{m}^{-2} \cdot \text{sr}^{-1}$	P
4.3.6	Retinal thermal hazard exposure limit – weak visual stimulus		P
	For an infrared heat lamp or any near-infrared source where a weak visual stimulus is inadequate to activate the aversion response, the near infrared (780 nm to 1400 nm) radiance, L_{IR} , as viewed by the eye for exposure times greater than 10 s shall be limited to:		P
	$L_{IR} = \int_{780}^{1400} L_\lambda \cdot R(\lambda) \cdot \Delta\lambda \leq \frac{6000}{\alpha} \text{ W} \cdot \text{m}^{-2} \cdot \text{sr}^{-1}$	$L_{IR} = 35 \text{ W} \cdot \text{m}^{-2} \cdot \text{sr}^{-1}$	P
4.3.7	Infrared radiation hazard exposure limits for the eye		P

	The avoid thermal injury of the cornea and possible delayed effects upon the lens of the eye (cataractogenesis),ocular exposure to infrared radiation, EIR,over the wavelength range 780 nm to 3000 nm, for times less than 1000 s, shall not exceed:		N
	$E_{IR} = \sum_{780}^{3000} E_{\lambda} \cdot \Delta\lambda \leq 18000 \cdot t^{-0,75} \quad W \cdot m^{-2}$		N
	For times greater than 1000 s the limit becomes:		P
	$E_{IR} = \sum_{780}^{3000} E_{\lambda} \cdot \Delta\lambda \leq 100 \quad W \cdot m^{-2}$	0 W·m ⁻²	P
4.3.8	Thermal hazard exposure limit for the skin		P
	Visible and infrared radiant exposure (380 nm to 3000 nm) of the skin shall be limited to:		P
	$E_H \cdot t = \sum_{380}^{3000} \sum_t E_{\lambda}(\lambda, t) \cdot \Delta t \cdot \Delta\lambda \leq 20000 \cdot t^{0,25} \quad J \cdot m^{-2}$	$E_H \cdot t = 0 J \cdot m^{-2}$	P

5	MEASUREMENT OF LAMPS AND LAMP SYSTEMS		P
5.1	Measurement conditions		P
	Measurement conditions shall be reported as part of the evaluation against the exposure limits and the assignment of risk classification.		P
5.1.1	Lamp ageing (seasoning)		N
	Seasoning of lamps shall be done as stated in the Appropriate EN lamp standard.		N
5.1.2	Test environment	25.3	P
	For specific test conditions, see the appropriate EN lamp standard or in absence of such standards, the appropriate national standards or manufacturer's recommendations.		P
5.1.3	Extraneous radiation		P
	Careful checks should be made to ensure that extraneous sources of radiation and reflections do not add significantly to the measurement results.		P
5.1.4	Lamp operation		P
	Operation of the test lamp shall be provided in accordance with:		P
	– the appropriate EN lamp standard, or		N
	– the manufacturer' s recommendation		P
5.1.5	Lamp system operation		N

	The power source for operation of the test lamp shall be provided in accordance with:		N
	– the appropriate EN standard, or		N
	– the manufacturer' s recommendation		N
5.2	Measurement procedure		P
5.2.1	Irradiance measurements		P
	Minimum aperture diameter 7mm.		P
	Maximum aperture diameter 50 mm.		P
	The measurement shall be made in that position of the beam giving the maximum reading.		P
	The measurement instrument is adequate calibrated.	See appendix B	P
5.2.2	Radiance measurements		P
5.2.2.1	Standard method		P
	The measurements made with an optical system.		P
	The instrument shall be calibrated to read in absolute radiant power per unit receiving area and per unit solid angle to acceptance averaged over the field of view of the instrument.		P
5.2.2.2	Alternative method		N
	Alternatively to an imaging radiance set-up, an irradiance measurement set-up with a circular field stop placed at the source can be used to perform radiance measurements.		N
5.2.3	Measurement of source size		P
	The determination of θ , the angle subtended by a source, requires the determination of the 50% emission points of the source.		P
5.2.4	Pulse width measurement for pulsed sources		N
	The determination of t , the nominal pulse duration of a source, requires the determination of the time during which the emission is > 50% of its peak value.		N
5.3	Analysis methods		P
5.3.1	Weighting curve interpolations		N
	To standardize interpolated values, use linear interpolation on the log of given values to obtain intermediate points at the wavelength intervals desired.		N
5.3.2	Calculations		P
	The calculation of source hazard values shall be performed by weighting the spectral scan by the appropriate function and calculating the total weighted energy.		P
5.3.3	Measurement uncertainty		P
	The quality of all measurement results must be quantified by an analysis of the uncertainty.		P
6	LAMP CLASSIFICATION		P

	For the purposes of this standard it was decided that the values shall be reported as follows:		P
	– for lamps intended for general lighting service, the hazard values shall be reported as either irradiance or radiance values at a distance which produces an illuminance of 500 lux, but not at a distance less than 200 mm		N
	– for all other light sources, including pulsed lamp sources, the hazard values shall be reported at a distance of 200 mm	200mm	P
6.1	Continuous wave lamps		P
6.1.1	Exempt Group		P
	In the except group are lamps, which does not pose any photobiological hazard. The requirement is met by any lamp that does not pose: – an actinic ultraviolet hazard (ES) within 8-hours		P

FINAL

	Lamps that emit infrared radiation without a strong visual stimulus and do not pose a near-infrared retinal hazard (LIR), within 10 s are in Risk Group 2.		N
6.1.4	Risk Group 3 (High-Risk)		N
	Lamps which exceed the limits for Risk Group 2 are in Group 3.		N
6.2	Pulsed lamps		N
	Pulse lamp criteria shall apply to a single pulse and to any group of pulses within 0,25 s.		N
	A pulsed lamp shall be evaluated at the highest nominal energy loading as specified by the manufacturer.		N
	The risk group determination of the lamp being tested shall be made as follows:		N
	– a lamp that exceeds the exposure limit shall be classified as belonging to Risk Group 3 (High-Risk)		N
	– for single pulsed lamps, a lamp whose weighted radiant exposure or weighted radiance does is below the EL shall be classified as belonging to the Exempt Group		N
	– for repetitively pulsed lamps, a lamp whose weighted radiant exposure or weighted radiance dose is below the EL, shall be evaluated using the continuous wave risk criteria discussed in clause 6.1, using time averaged values of the pulsed emission		N

Table 4.2		Spectral weighting functions for assessing retinal hazards from broadband optical sources			-
Wavelength nm		Blue-light hazard function B()		Burn hazard function R()	
300		0,01		-	
305		0,01		-	
310		0,01		-	
315		0,01		-	
320		0,01		-	
325		0,01		-	
330		0,01		-	
335		0,01		-	
340		0,01		-	
345		0,01		-	
350		0,01		-	
355		0,01		-	
360		0,01		-	
365		0,01		-	
370		0,01		-	
375		0,01		-	
380		0,01		0,1	
385		0,013		0,13	
390		0,025		0,25	
395		0,05		0,5	
400		0,10		1,0	
405		0,20		2,0	
410		0,40		4,0	
415		0,80		8,0	
420		0,90		9,0	
425		0,95		9,5	
430		0,98		9,8	
435		1,00		10,0	
440		1,00		10,0	
445		0,97		9,7	
450		0,94		9,4	
455		0,90		9,0	
460		0,80		8,0	
465		0,70		7,0	
470		0,62		6,2	
475		0,55		5,5	
480		0,45		4,5	
485		0,40		4,0	
490		0,22		2,2	
495		0,16		1,6	
500-600		$10^{[(450-\lambda)/50]}$		1,0	
600-700		0,001		1,0	
700-1050		0,013		$10^{[(700-\lambda)/500]}$	
1050-1150		0,025		0,2	
1150-1200		0,05		$0,2 \cdot 100,02^{(1150-\lambda)}$	
1200-1400		0,10		0,02	

* 1 Wavelengths chosen are representative: other values should be obtained by logarithmic interpolation at intermediate wavelengths.

* Emission lines of a mercury discharge spectrum.

Table 5.4		Summary of the ELs for the surface of the skin or cornea (irradiance based values)				-
Hazard Name	Relevant equation	Wavelength Range nm	Exposure aperture	Limiting aperture	EL in items of constant	

			rad(deg)	rad(deg)	irradiance W.m ⁻²
Actinic UV skin & eye	$E_s = E \cdot S(\cdot)$	200 – 400	< 30000	1,4 (80)	30/t
Eye UV-A	$E_{UVA} = E \cdot \cdot$	315 – 400	1000 >1000	1,4 (80)	10000/t 10
Blue-light small source	$E_B = E \cdot B(\cdot)$	300 – 700	100 >100	< 0,011	100/t 1,0
Eye IR	$E_{IR} = E \cdot \cdot$	780 – 3000	1000 >1000	1,4 (80)	18000/t ^{0,75} 100
Skin thermal	$E_H = E$				

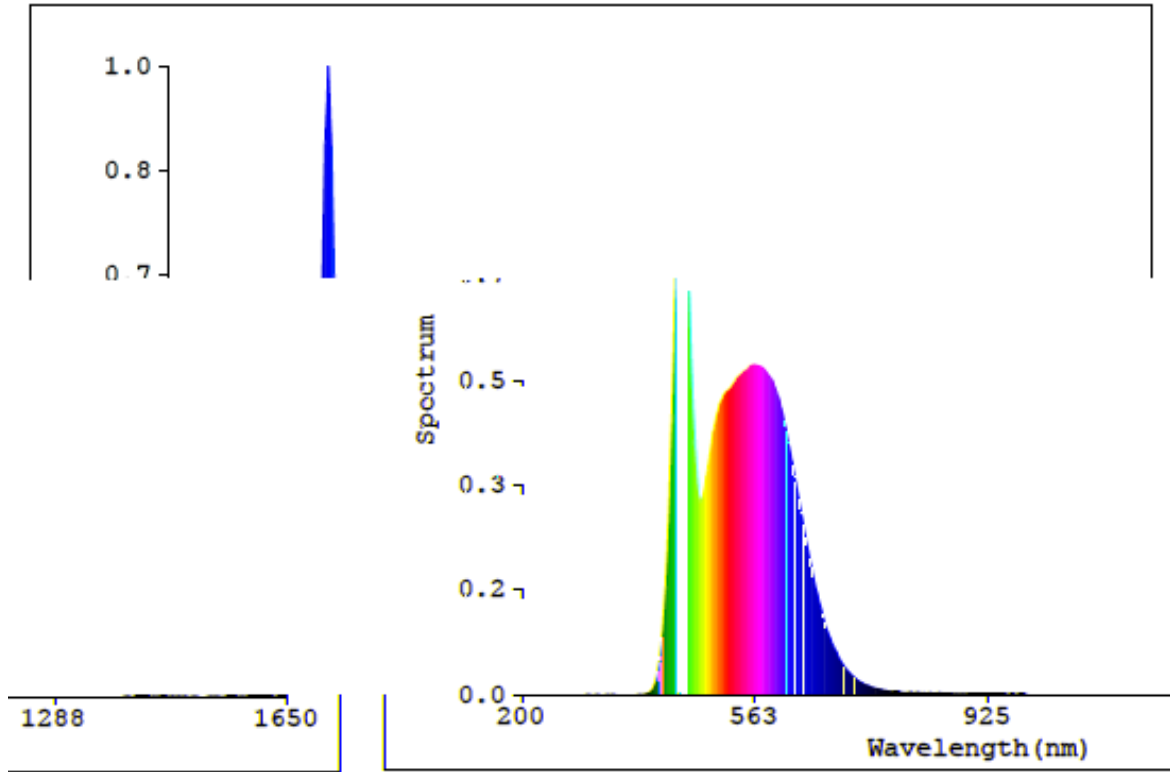
FINAL

Table 6.1		Emission limits for risk groups of continuous wave lamps base on Directive(2006/25/EC)					P
Risk	Action spectrum	Units	Symbol	Exempt		Low risk	Mod risk
				Limit	Result	Limit	


FINAL

Appendix I Figure of Spectral distribution

Spectral distribution



Appendix A - EUT Photos
The front view of EUT



The back view of EUT



Appendix B Test equipment list

Equipment Description	Model No	BACL#	Manufacturer	Last Cal	Cal Due
UV light leakage spectrum of biological safety systems	PMS-300	T-08-EE042	EVERFINE	2015-03-25	2016-03-24
Standard power spectral UV radiation-specific	UVS-8003	T-08-EE048	EVERFINE	2015-08-02	2016-08-01
80mm sample integrating sphere	SMS-300	T-08-EE055	EVERFINE	2015-03-25	2016-03-24
Radio meter	RD-2000	T-08-EE056	EVERFINE	2015-03-25	2016-03-24
high-accuracy digital photometer head	HAAS-2000	T-08-EE058	EVERFINE	2015-03-25	2016-03-24
Hygrothermograph	PWS280	T-08-QA026	N/A	2015-03-24	2016-03-23
Steel tape	HILOCK-19	T-08-SF100	TAJIMA	2013-04-18	2018-04-17